


Product Overview



Instructions

1. Install 2 x AAA alkaline batteries

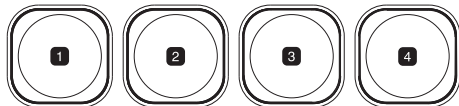


2. Turn on your K10 Wireless Keyboard.

The power indicator light will turn red for ~3 seconds, then turn off.



3. To assign a Bluetooth device, press and hold one of the keyboard's Bluetooth buttons for ~3 seconds until indicator starts flashing. You can assign up to 4 Bluetooth devices.



4. On the host device, look for “Rosewill K10” then connect to pair.
The indicator light will stop blinking once pairing is successful.
5. To toggle between connected Bluetooth devices, press Bluetooth #1 through #4 buttons.
6. The power indicator will flash when battery is low. Please be ready to renew your battery.











Specifications

Keyboard Layout	US
Interface	Bluetooth Wireless
Switch Type	Scissor Switch
Weight	1.87 lb (850 g)
Dimensions (L x W x H)	17.3 x 5.03 x 0.66 in (440.1 x 127.7 x 16.7 mm)
Compatibility	iOS and Mac OS Devices
Estimated Working Hours	720 hrs

Operations

	Working Mode	Standby Mode
Inactivity	N/A	After 10 minutes
Power Consumption	3.0 mA	60 μ A

Function Keys

	Decrease or increase brightness of the Mac display
	Open Mission Control for a comprehensive view of what's running on your Mac, including Dashboard, Spaces and all open windows
	Open Launchpad to instantly see all of the applications on your Mac. Click an application to open it
	Rewind or go to the previous song, movie or slideshow
	Play or pause songs, movies or slideshows
	Fast-forward or go to the next song, movie or slideshow
	Mute the sound coming from the speakers or headphone port on your Mac
	Decrease or increase the volume of sound coming from the speakers or headphone port on your Mac
	Power button
	4 multi-sync devices

Package Contents

- Rosewill K10 Wireless Keyboard
- User Manual

System Requirements

- Mac OS v10.4 or later
- Devices equipped with Bluetooth transmission function
- 2 x AAA Batteries (not included)



Technical Support Information

techsupport@rosewill.com 1-800-575-9885

*Please register your product at www.rosewill.com
for complete warranty information and support for
your product.*

